

LightBend™ Full 2x2 MultiMode OptoMechanical Fiberoptic Switch (Bidirectional)

(Protected by U.S. patent 6823102 and pending patents)

Product Description

The LB Series Full 2x2 multimode OptoMechanical Fiberoptic switch connects optical channels by redirecting incoming optical signals into selected output fibers. This is achieved using a patent pending opto-mechanical configuration and activated via an electrical control signal. Latching operation preserves the selected optical path after the drive signal has been removed. The switch has integrated electrical position sensors. This novel design significantly reduces moving part position sensitivity, offering unprecedented high stability as well as an unmatched low cost. Electronic driver is available for this series of switches. The switch is bidirectional.

We offer tight-bend-fiber version, which reduces the minimum bending radius from normal 15 mm to 7 mm. This feature enables smaller overall foot print.



Performance Specifications

LB Series Full MM 2x2 Switch	Min	Typical	Max	Unit
Operation Wavelength	850	1260-1360, 1510-1610		nm
Insertion Loss*, ***		0.5	1.0	dB
Wavelength Dependent Loss			0.30	dB
Return Loss**, ***	35			dB
Cross Talk**, ***	35			dB
Switching Time		3	10	ms
Repeatability			±0.02	dB
Durability	10 ⁷			Cycle
Operating Voltage	4.5	5	6	VDC
Operating Current		30	60	mA
Voltage Pulse Width (Latching)		20		mS
Switching Type	Latching/Non-Latching			
Operating Temperature	-5		70	°C
Optical Power Handling		300	500****	mW
Storage Temperature	-40		85	°C
Package Dimension	30.0L x 30.0W x 8.5H			mm

* Insertion loss excludes connector loss

** Light source CPR < 14dB

*** Our device is designed and optimized for certain laser launch condition which is manufactured as a PR value. In general, if application exceeds the specified CPR value, optical performance will become worse. www.agiltron.com

**** Continuous operation, for pulse operation call.

Features

- Low Optical Distortions
- High Reliability
- Fail-Safe Latching
- Epoxy-Free Optical Path

Applications

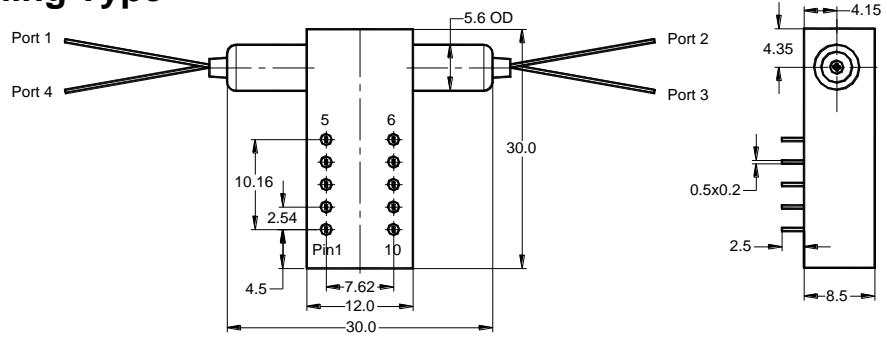
- Channel Blocking
- Configurable Add/Drop
- System Monitoring
- Instrumentation



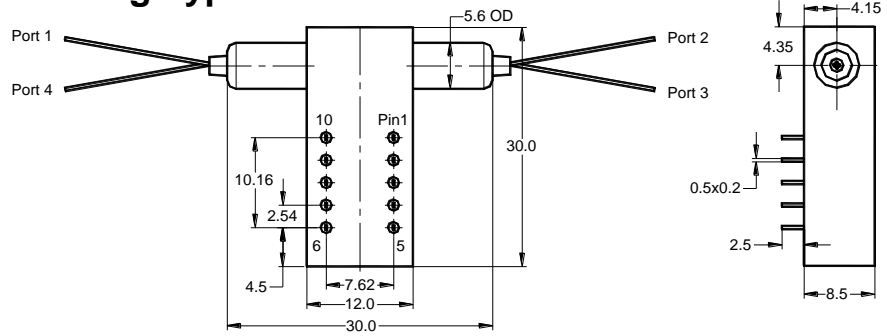
LightBend™ Full 2x2 MultiMode OptoMechanical Fiberoptic Switch

Mechanical Dimensions (Unit: mm)

Latching Type



Non-Latching Type



Electrical Driving Requirements

The load is a resistive coil which is activated by applying 5V (draw ~ 40mA). Applying too long pulse for the latching version will heat up the device. Agiltron offers a computer control kit with TTL and USB interfaces and Windows™ GUI. We also offer RS232 interface as an option - please contact Agiltron sales.

Latching Type

Optical Path	Electric Drive		Status Sensor					
	Pin 1	Pin 10	Pin 5	Pin 6	Pin 2-3	Pin 3-4	Pin 7-8	Pin 8-9
Port 1 → Port 3 Port 2 → Port 4	GND	5V Pulse	N/A	N/A	Close	Open	Open	Close
Port 1 → Port 4 Port 2 → Port 3	5V Pulse	GND	N/A	N/A	Open	Close	Close	Open

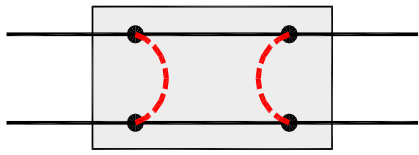
Non-Latching Type

Optical Path	Electric Drive		Status Sensor					
	Pin 1	Pin 10	Pin 5	Pin 6	Pin 2-3	Pin 3-4	Pin 7-8	Pin 8-9
Port 1 → Port 3 Port 2 → Port 4	5V	GND	N/A	N/A	Open	Close	Close	Open
Port 1 → Port 4 Port 2 → Port 3	No Power		N/A	N/A	Close	Open	Open	Close



LightBend™ Full 2x2 MultiMode OptoMechanical Fiberoptic Switch

Functional Diagram



LB Full 2x2 MM Switch

Ordering Information

LBSW-	<input type="checkbox"/>	<input type="checkbox"/>	<input type="checkbox"/>	<input type="checkbox"/>	<input type="checkbox"/>	<input type="checkbox"/>	<input type="checkbox"/>	<input type="checkbox"/>
Type	Wavelength	Switch	Package	Fiber Type	Fiber Length	Connector		
2x2=22 Special=00	1060=1 C+L=2 1310=3 1410=4 1550=5 650=6 780=7 850=8 1310 & 1550=9 850 & 1310=A Special=0	Latch=1 Non-latch=2	Standard=2 Special=0	50/125=5 62.5/125=6 Special=0	Bare fiber=1 900um tube=3 Special=0	0.25m=1 0.5m=2 1.0m=3 Special=0	None=1 FC/PC=2 FC/APC=3 SC/PC=4 SC/APC=5 ST/PC=6 LC=7 Duplex LC=8 Special=0	

